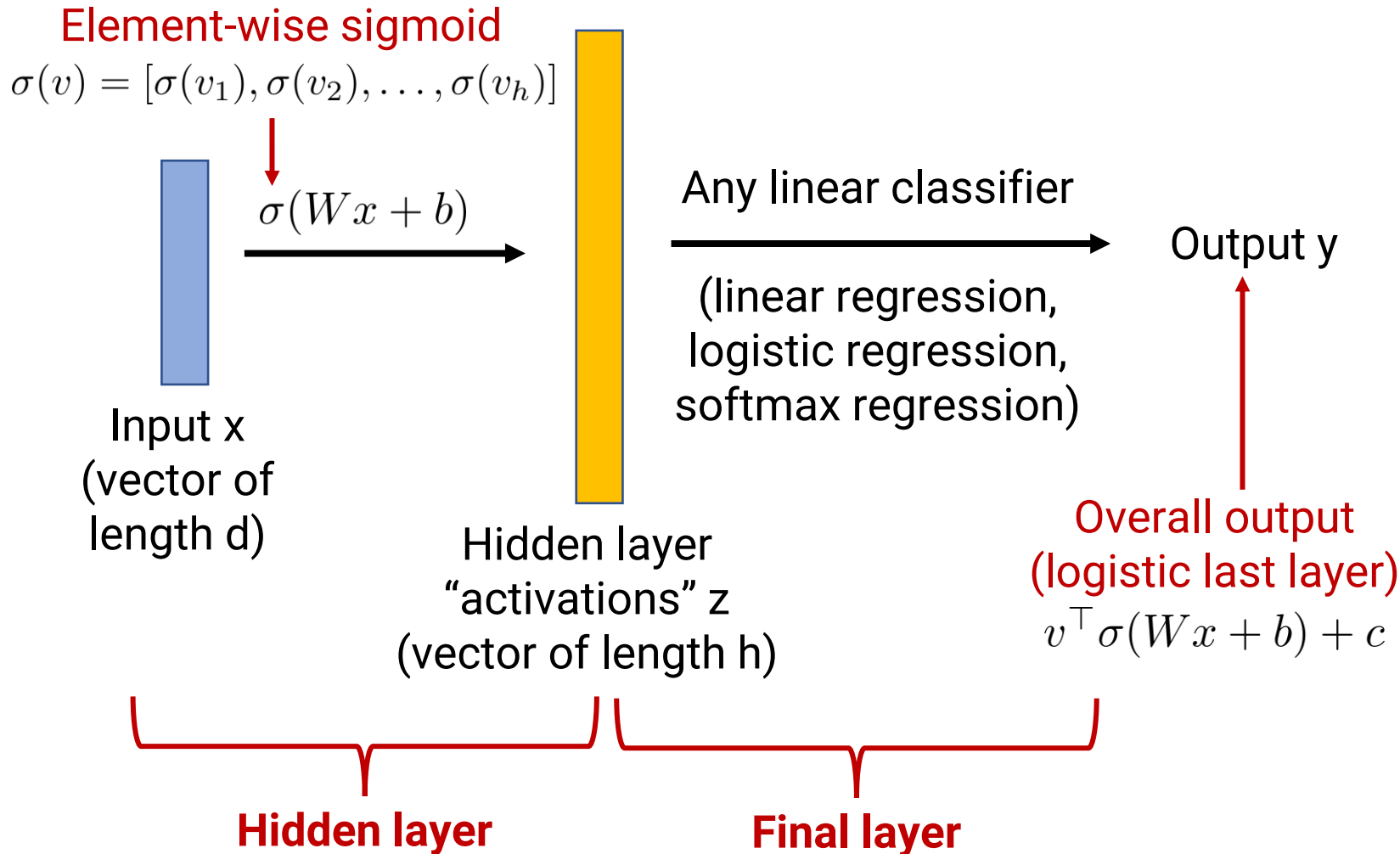


Neural Networks II: Backpropagation

Robin Jia
USC CSCI 467, Fall 2023
September 26, 2023

Recap: Neural Networks



- Hidden layer: A bunch of logistic regression classifiers
 - Parameters: w_j and b_j for each classifier
 - Equivalently: matrix W ($h \times d$) and vector b (length h)
 - Produces "activations" = learned feature vector
- Final layer: A linear classifier
 - E.g. if logistic regression, has parameter vector v and bias c
- Parameters of model are $\theta = (W, b, v, c)$
- **One neural network is built of many basic mathematical operations put together**
 - Sum, product, exponentiation, etc.

Recap: Stochastic gradient descent

Goal: Find parameters θ that minimize $\frac{1}{n} \sum_{i=1}^n \ell(y^{(i)}, g(x^{(i)}))$

Model's output, depends on parameters θ

Gradient Descent

$$\theta \leftarrow \theta - \eta \cdot \underbrace{\frac{1}{n} \sum_{i=1}^n \nabla_{\theta} \ell(y^{(i)}, g(x^{(i)}))}_{\text{Average of per-example gradients}}$$

Average of per-example gradients

- Intuition: Tweaking θ in direction of negative gradient should decrease loss
- Disadvantage: 1 update is $O(n)$ time
- Idea: Approximate with sample mean

Stochastic Gradient Descent

1. Sample a *batch* B of examples from the training dataset
2. Do the update

$$\theta \leftarrow \theta - \eta \cdot \underbrace{\frac{1}{|B|} \sum_{(x,y) \in B} \nabla_{\theta} \ell(y, g(x))}_{\text{Sample mean within batch}}$$

Sample mean within batch

Today: How to compute gradients?

$$\theta \leftarrow \theta - \eta \cdot \frac{1}{|B|} \sum_{(x,y) \in B} \underbrace{\nabla_{\theta} \ell(y, g(x))}_{\text{How to compute this gradient?}}$$

How to compute
this gradient?

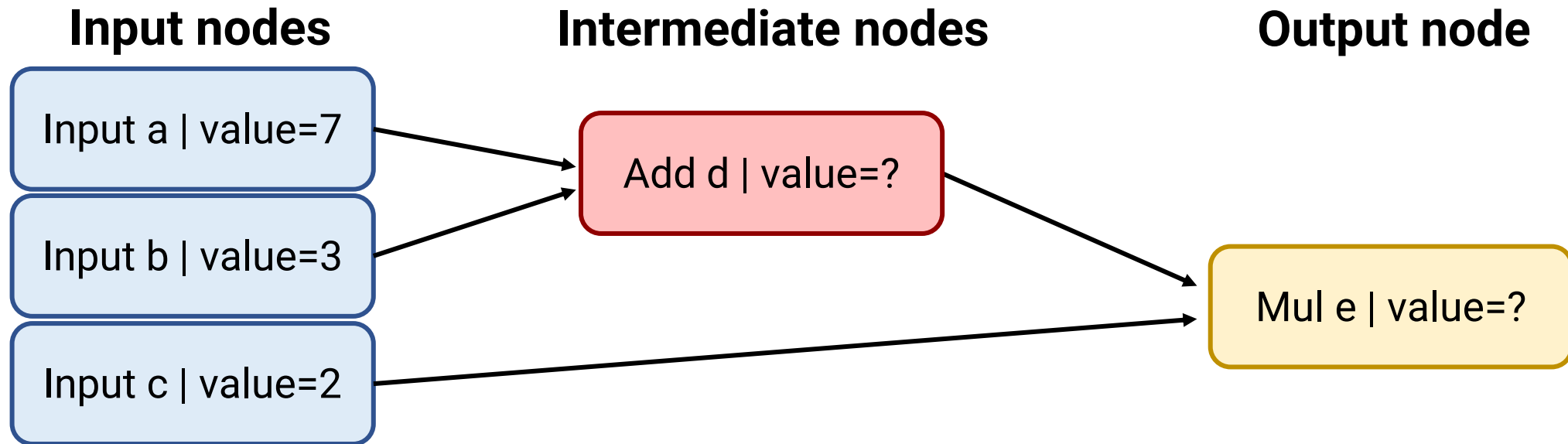
- Taking gradients by hand is tedious, and we have to re-do it every time we want to change the “architecture”
 - Change number of layers
 - Change from sigmoid to tanh
 - Etc...
- Let’s make a program do it for us!

Today's Plan

- The computation graph
- Backpropagation on trees
- Backpropagation on DAGs

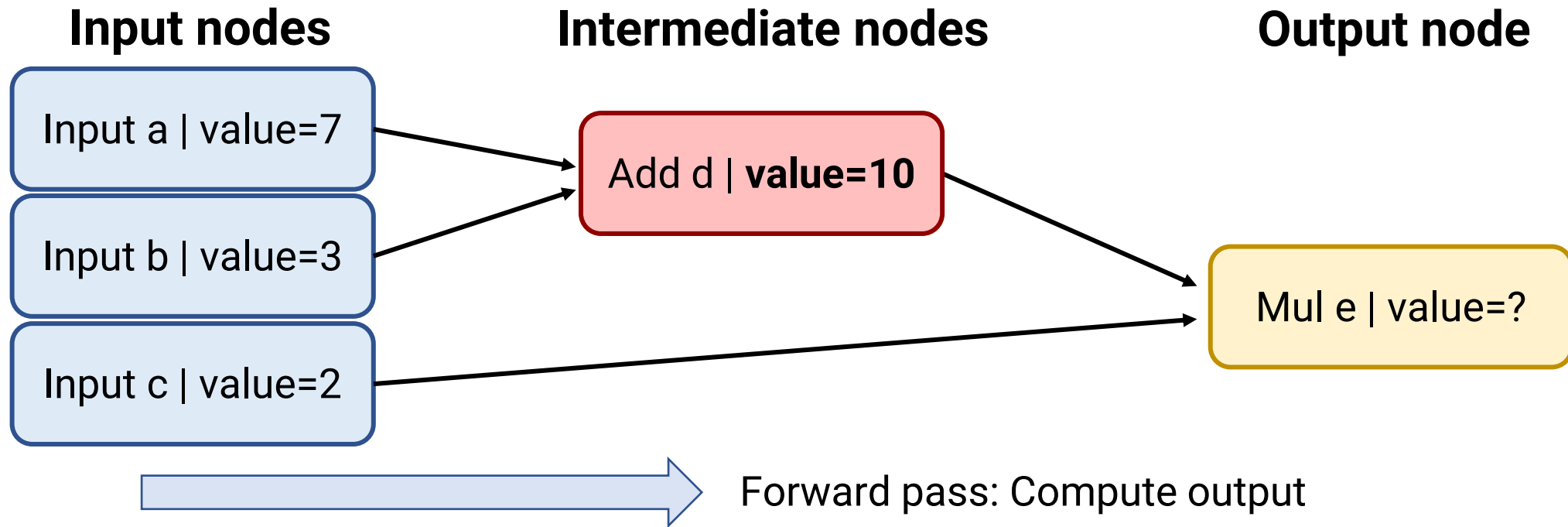
Computation Graph

Computation graph for $(a + b) * c$ when $a=7, b=3, c=2$



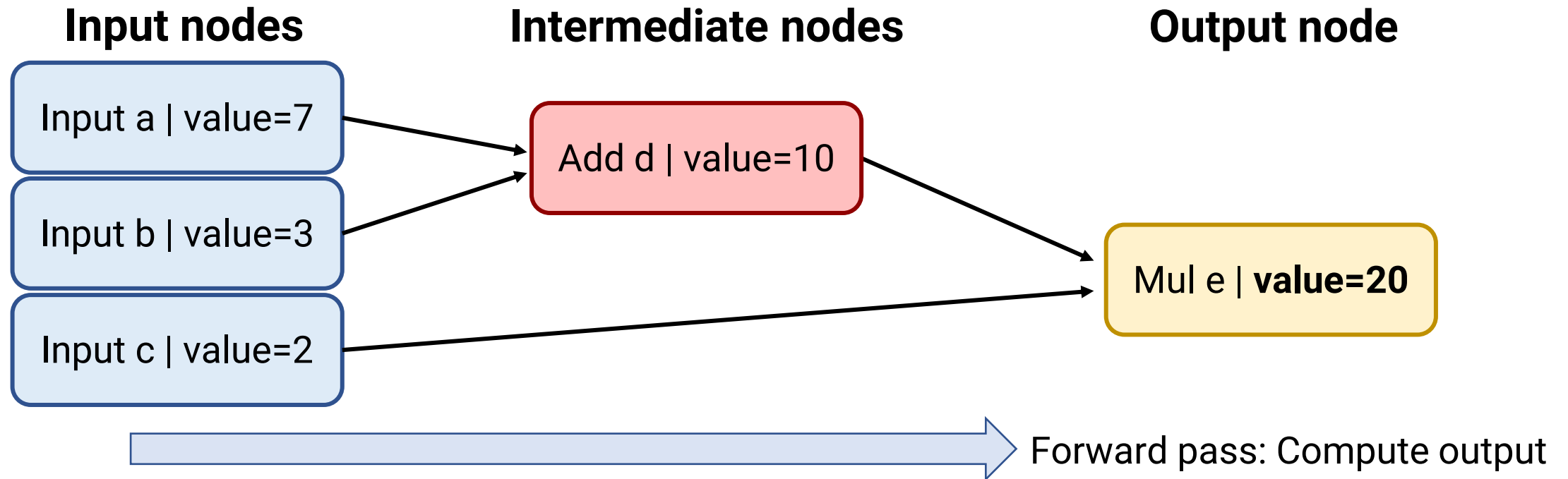
Computation Graph

Computation graph for $(a + b) * c$ when $a=7, b=3, c=2$



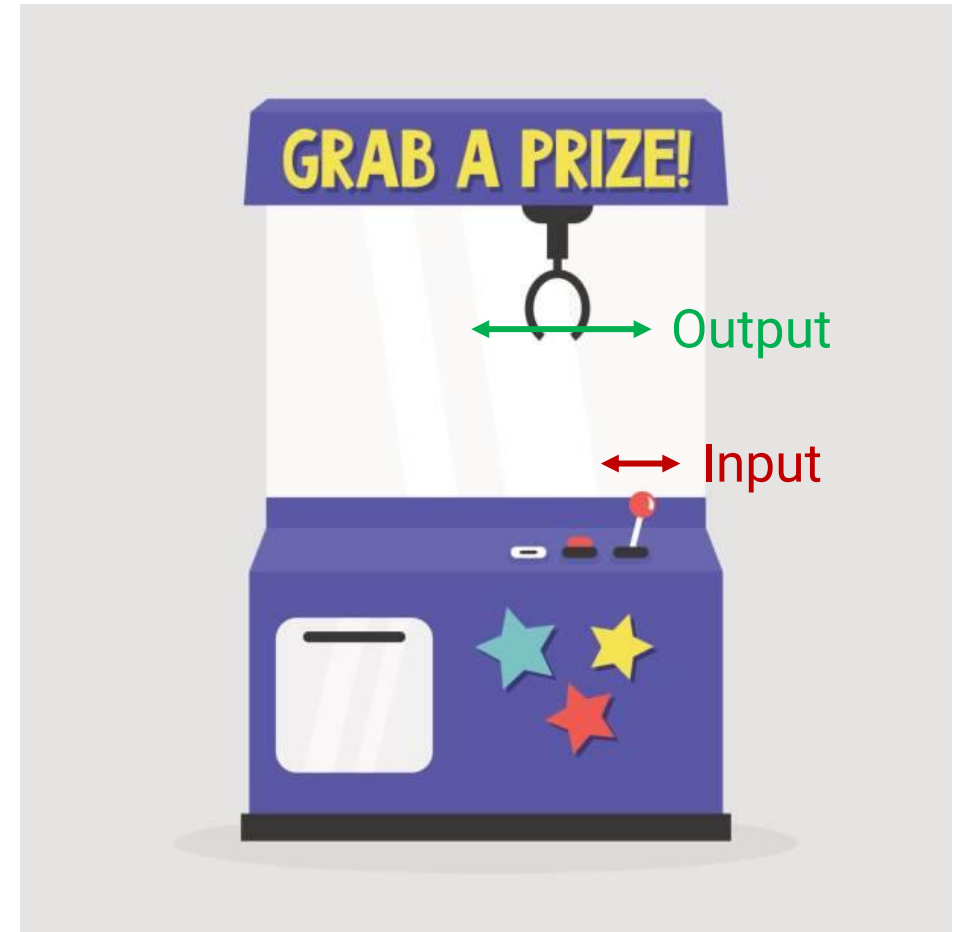
Computation Graph

Computation graph for $(a + b) * c$ when $a=7, b=3, c=2$



Gradient checking

- **Numerical gradients:** A simpler but less efficient way to compute gradients
- What does $\partial y / \partial x$ mean?
 - If I change x by epsilon, by what proportion of epsilon does y change?
- We can just compute this for every input node!
- Pro: Easy to implement, useful to check correctness
- Con: Slow—requires $O(\text{\#inputs})$ function evaluations



Let's implement!

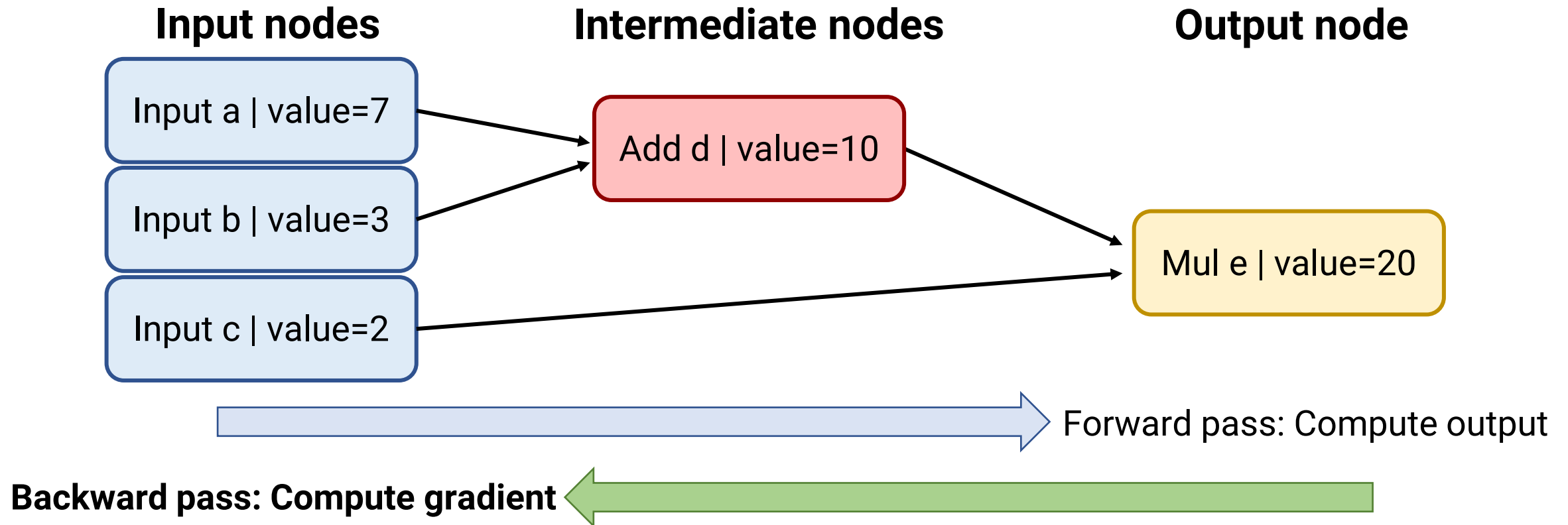


Today's Plan

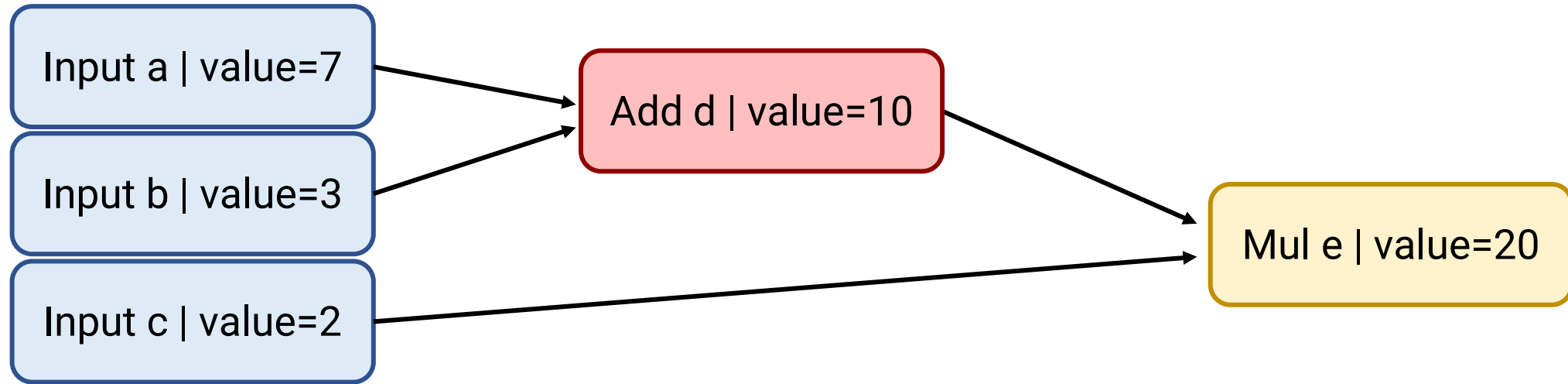
- The computation graph
- **Backpropagation on trees**
- Backpropagation on DAGs

Computation Graph

Computation graph for $(a + b) * c$ when $a=7, b=3, c=2$

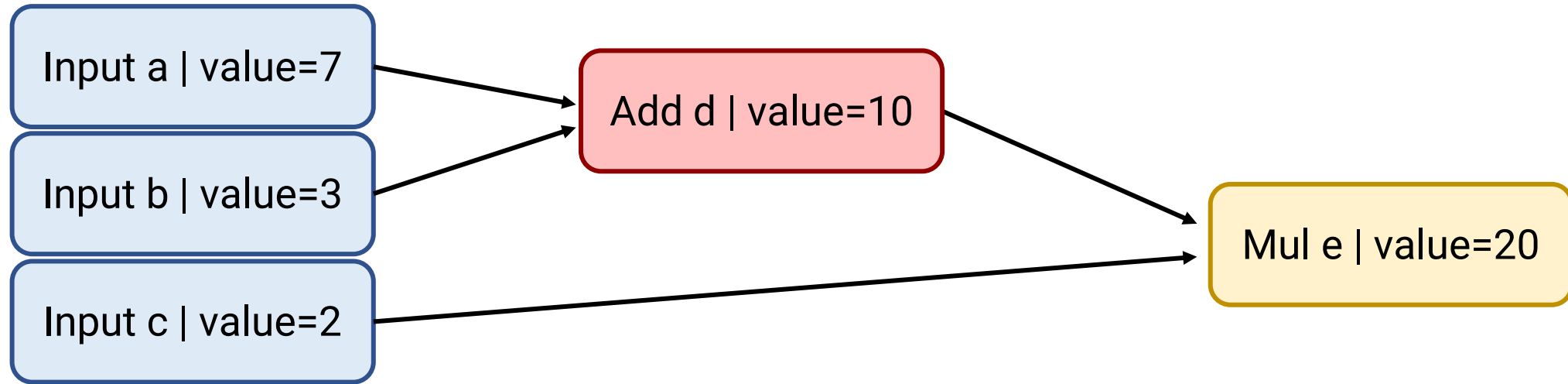


Backpropagation on trees



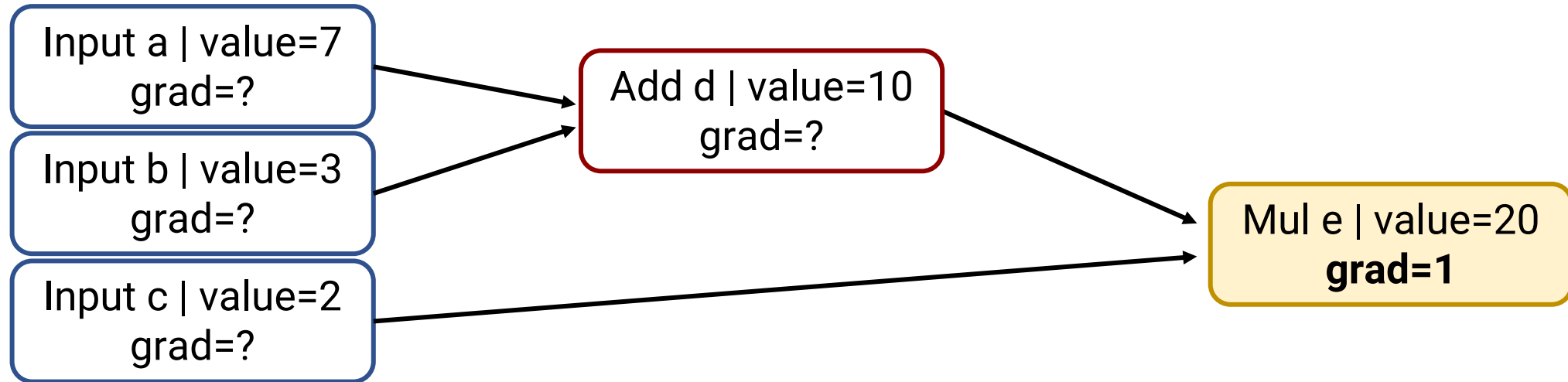
- For now: assume that the computation graph is a tree
 - Each node is only used in a single computation
 - Root of tree is output
 - Leaves of tree are inputs
- Idea: Recursively compute $\partial(\text{output})/\partial(\text{node})$ for each node, starting at output

Backpropagation on trees



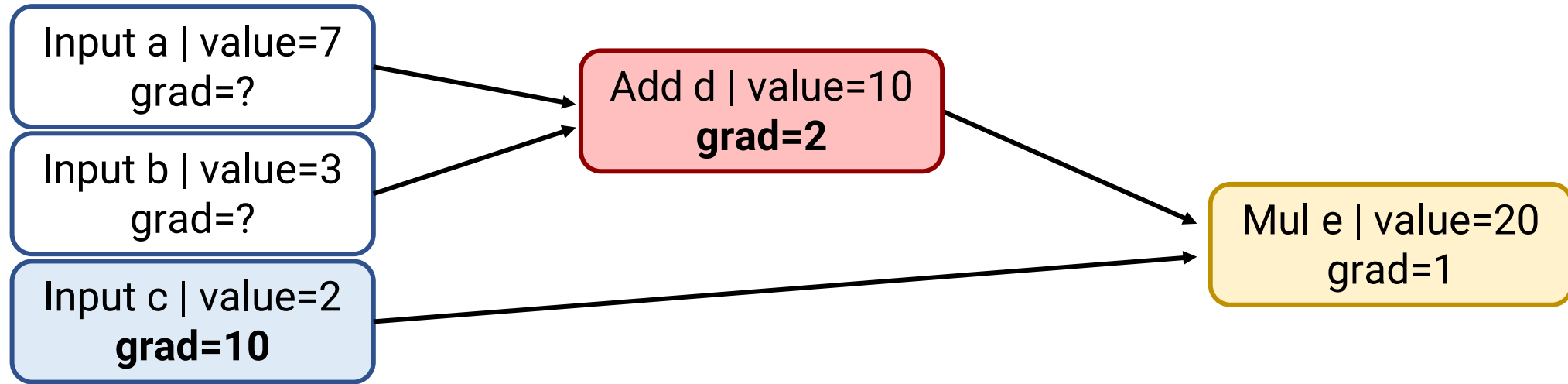
- Goal: Compute gradient $[\partial e/\partial a, \partial e/\partial b, \partial e/\partial c]$

Backpropagation on trees



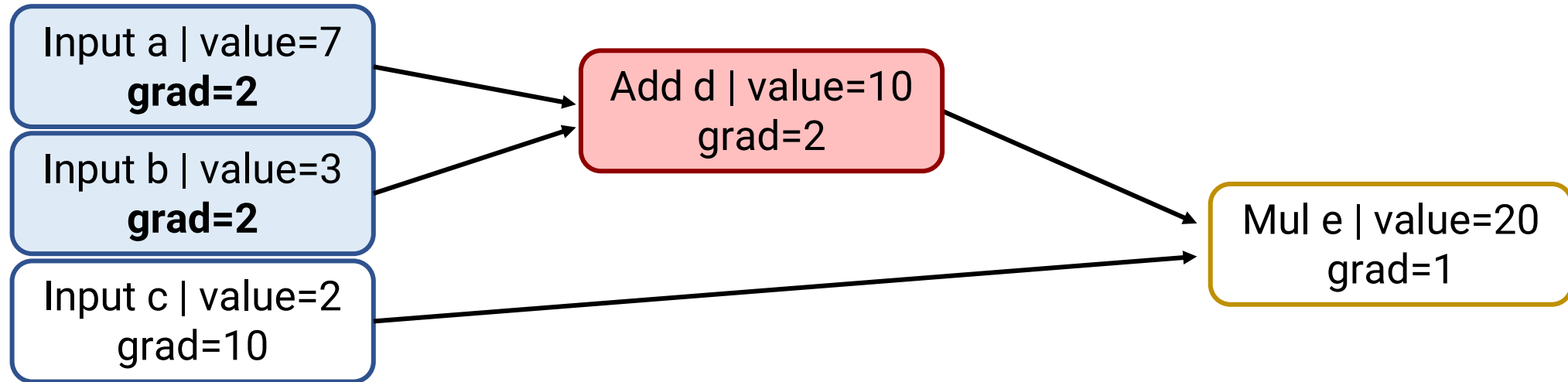
- Goal: Compute gradient $[\partial e/\partial a, \partial e/\partial b, \partial e/\partial c]$
- Step 1: Base case: $\partial e/\partial e = 1$

Backpropagation on trees



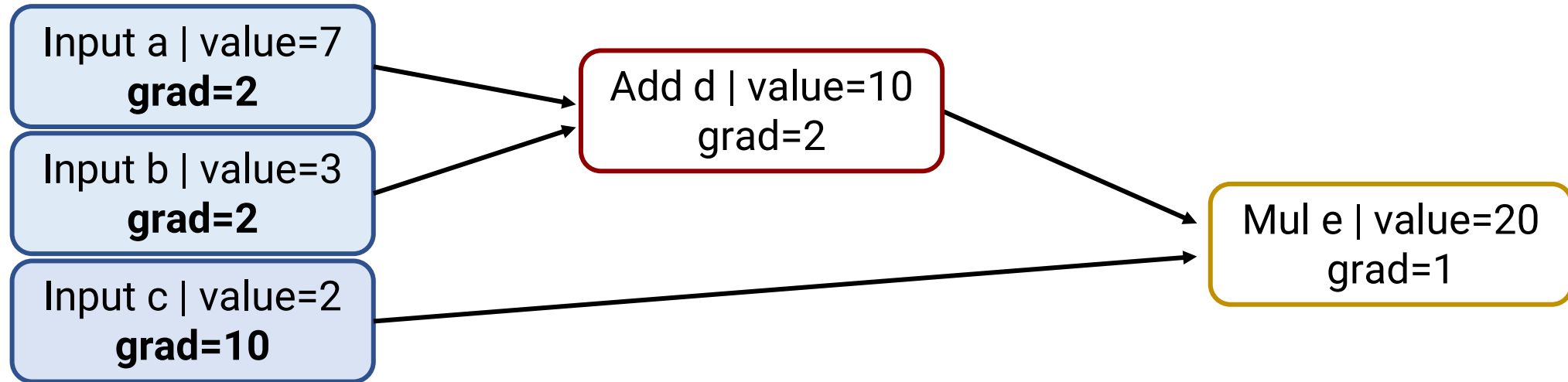
- Goal: Compute gradient $[\partial e/\partial a, \partial e/\partial b, \partial e/\partial c]$
- Step 2: How does **Mul** (node e) “distribute” gradient to its children?
 - $\partial(x*y)/\partial x = y$
 - Chain Rule: $\partial(out)/\partial x = \partial(out)/\partial(x*y) * \partial(x*y)/\partial x = \partial(out)/\partial(x*y) * y$
 - General rule: Child gets **parent’s gradient** * **value of other child**

Backpropagation on trees



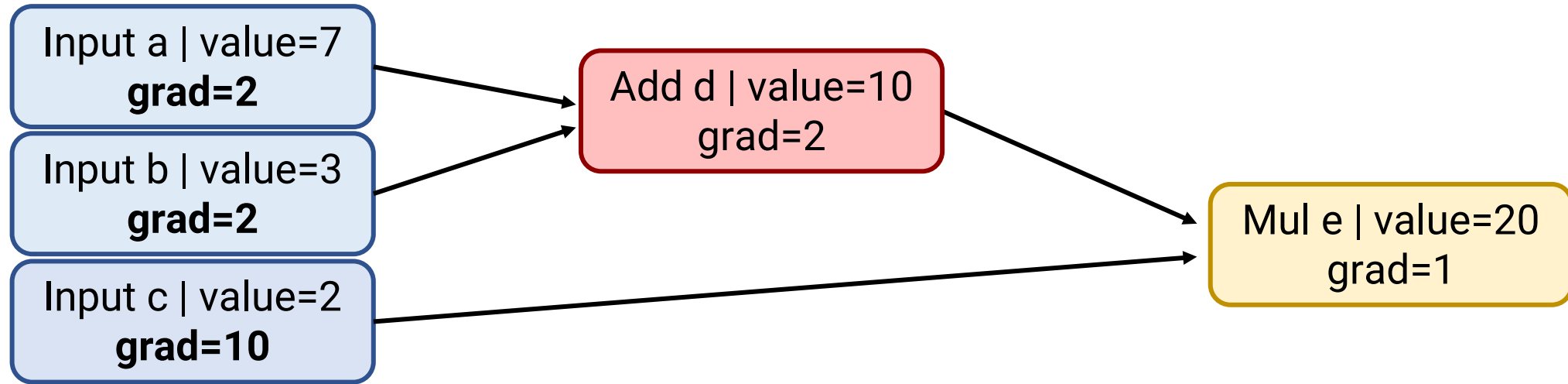
- Goal: Compute gradient $[\partial e/\partial a, \partial e/\partial b, \partial e/\partial c]$
- Step 3: How does **Add** (node d) “distribute” gradient to its children?
 - $\partial(x+y)/\partial x = 1$
 - Chain Rule: $\partial(out)/\partial x = \partial(out)/\partial(x+y) * \partial(x+y)/\partial x = \partial(out)/\partial(x+y) * 1$
 - General rule: Child gets **parent’s gradient** * 1

Backpropagation on trees



- Goal: Compute gradient $[\partial e/\partial a, \partial e/\partial b, \partial e/\partial c]$
- Step 4: Leaf nodes
 - Don't need to do anything

Backpropagation on trees

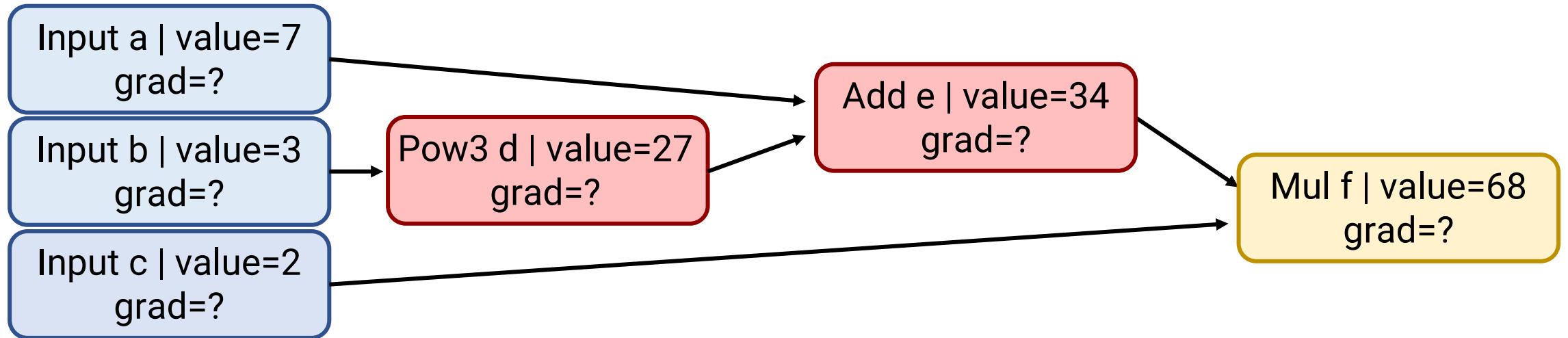


- Goal: Compute gradient $[\partial e / \partial a, \partial e / \partial b, \partial e / \partial c]$
- Overall Recipe
 - Do forward pass
 - Start at root and recurse over children
 - Each node knows how to take **gradient of itself with respect to each child**
 - By Chain Rule, $\text{child.grad} = \text{parent.grad} * \partial(\text{parent}) / \partial(\text{child})$

Let's implement!

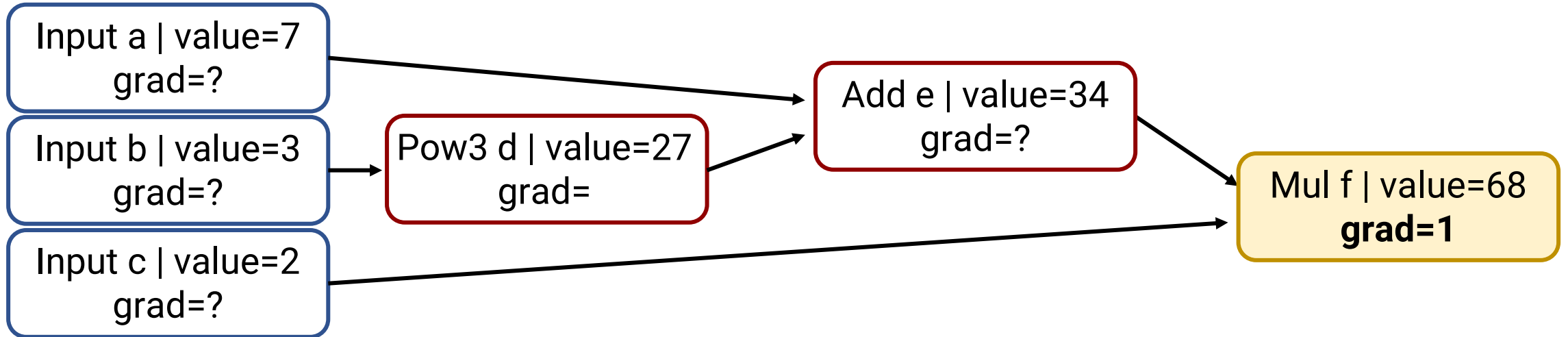


PowerNode



New function: $(a + b^3) * c$ where $a=7, b=3, c=2$

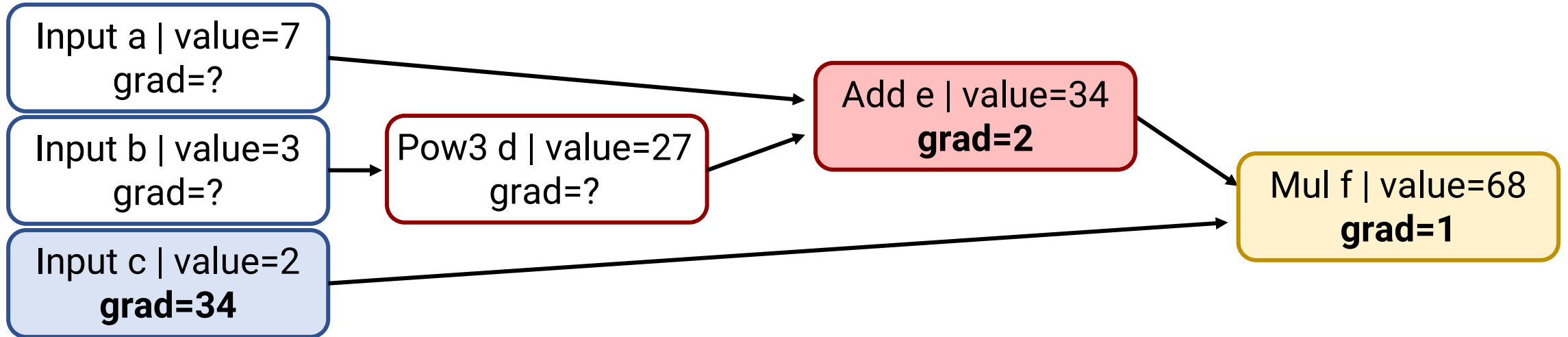
PowerNode



New function: $(a + b^3) * c$ where $a=7, b=3, c=2$

- Goal: Compute gradient $[\partial f / \partial a, \partial f / \partial b, \partial f / \partial c]$
- Step 1: Base case: $\partial f / \partial f = 1$

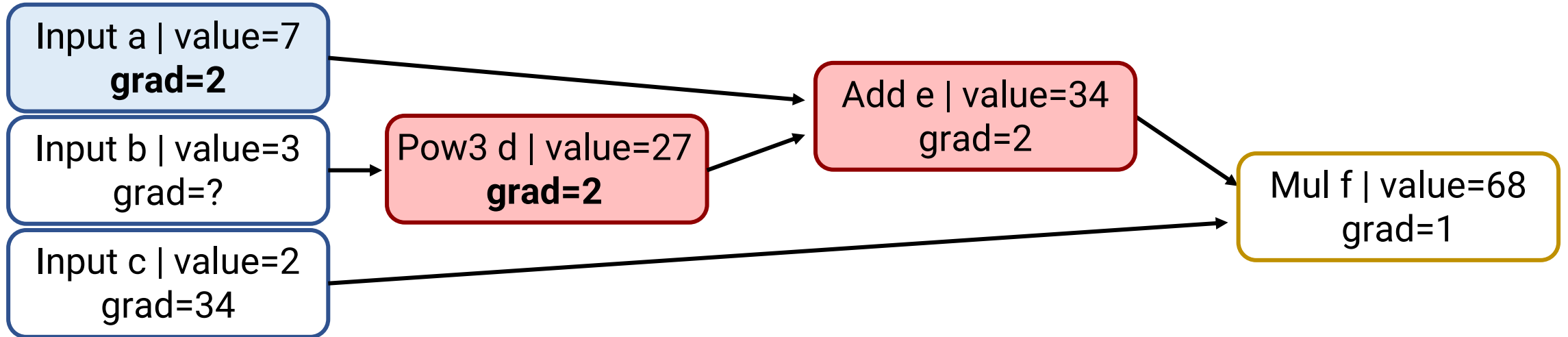
PowerNode



New function: $(a + b^3) * c$ where $a=7, b=3, c=2$

- Goal: Compute gradient $[\partial f / \partial a, \partial f / \partial b, \partial f / \partial c]$
- Step 2: Distribute **Mul** (node f) gradient to children

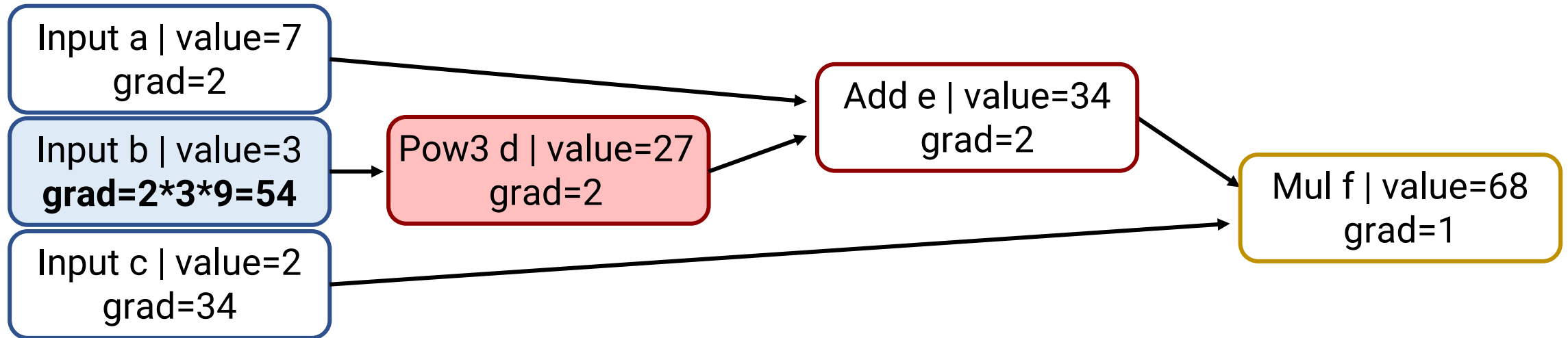
PowerNode



New function: $(a + b^3) * c$ where $a=7, b=3, c=2$

- Goal: Compute gradient $[\partial f / \partial a, \partial f / \partial b, \partial f / \partial c]$
- Step 3: Distribute **Add** (node e) gradient to children

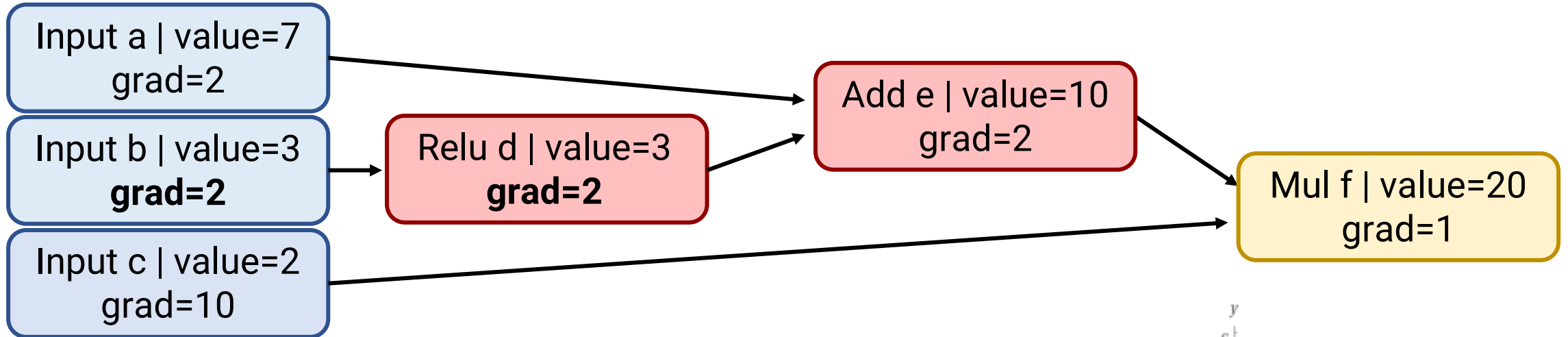
PowerNode



New function: $(a + b^3) * c$ where $a=7, b=3, c=2$

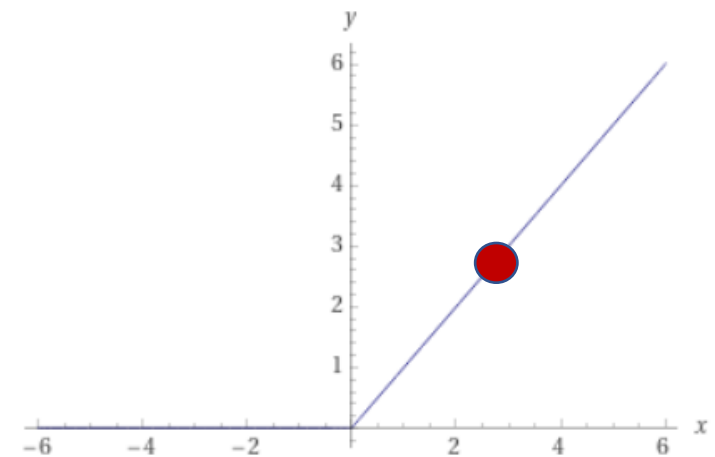
- Goal: Compute gradient $[\partial f/\partial a, \partial f/\partial b, \partial f/\partial c]$
- Step 4: Distribute **Pow3** (node d) gradient to children
 - $\partial(x^p)/\partial x = p * x^{p-1}$
 - By Chain Rule: Child gets **parent's gradient** * $p * child^{p-1}$

ReluNode



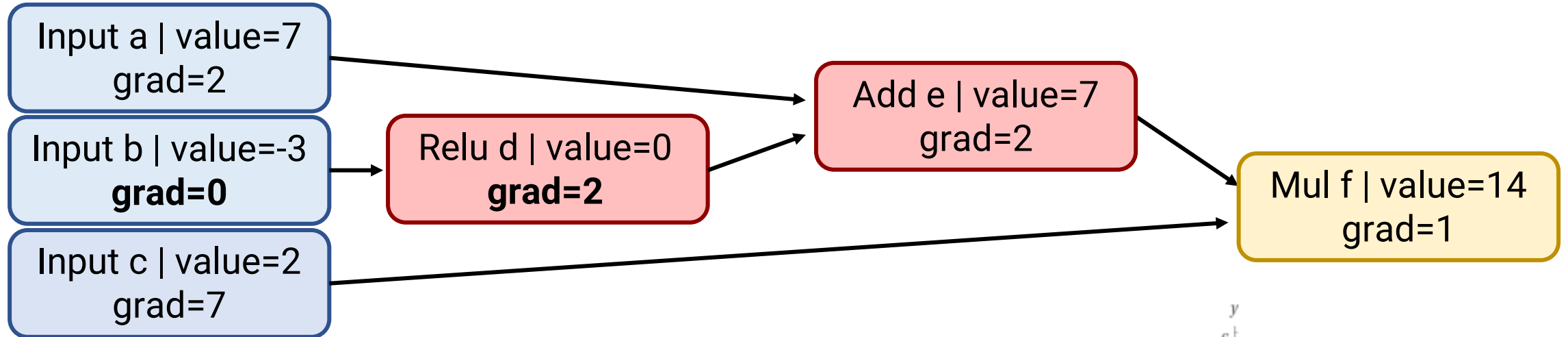
New function: $(a + Relu(b)) * c$ where $a=7, b=3, c=2$

- Steps 1-3 are the same
- Step 4: Relu
 - $\partial(Relu(x))/\partial x = 1$ if $x > 0$, 0 if $x \leq 0$
 - If $child > 0$, $child.grad = parent.grad * 1$
 - If $child \leq 0$, $child.grad = 0$



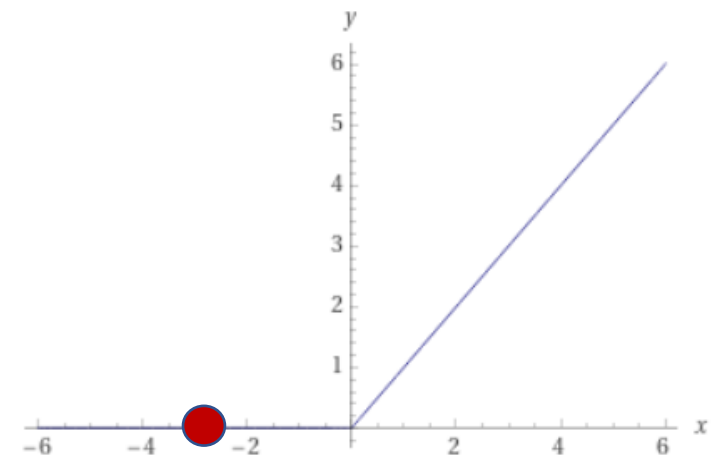
$$ReLU(z) = \max(z, 0)$$

ReluNode



New function: $(a + \text{Relu}(b)) * c$ where $a=7$, $b=-3$, $c=2$

- Steps 1-3 are the same
- Step 4: Relu
 - $\partial(\text{Relu}(x))/\partial x = 1$ if $x > 0$, 0 if $x \leq 0$
 - If child > 0 , child.grad = parent.grad * 1
 - If child ≤ 0 , child.grad = 0

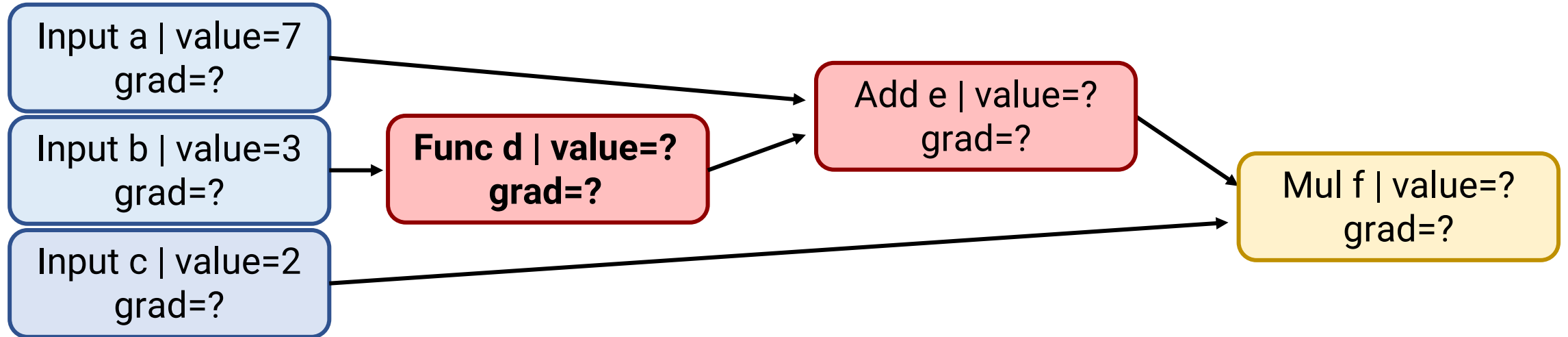


$$\text{ReLU}(z) = \max(z, 0)$$

Let's implement!



Generic Unary Function



New function: $(a + Func(b)) * c$ where $a=7, b=3, c=2$

- Steps 1-3 are the same
- Step 4: Func (generic function)
 - $child.grad = parent.grad * \partial(Func(child))/\partial child$

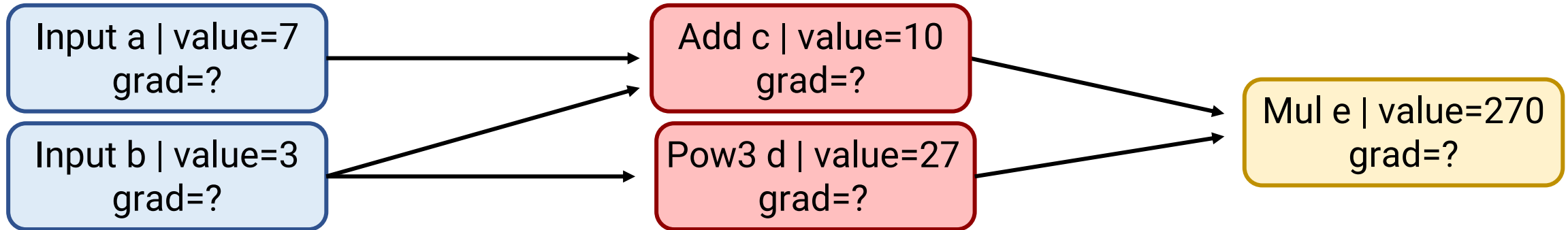
Announcements

- Project proposals due today @ 11:59pm
 - Submit as a group on Gradescope, one submission per group
- HW2 released, due Thursday, October 5
- Midterm exam Tuesday, October 10
 - In-class, 80 minutes
 - Allowed one double-sided 8.5x11 sheet of notes
 - I highly recommend writing this yourself (good for memory)

Today's Plan

- The computation graph
- Backpropagation on trees
- **Backpropagation on DAGs**

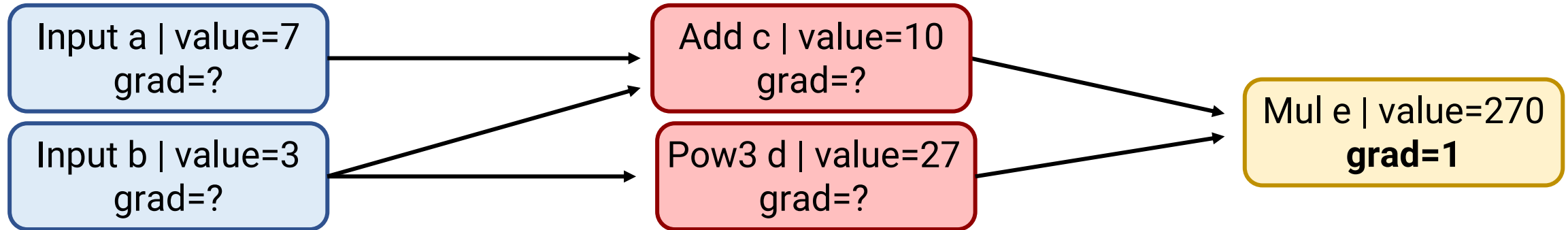
DAG Computation Graphs



New function: $(a + b) * b^3$ where $a=7, b=3$

- This is no longer a tree!
- Still a directed acyclic graph
- Let's see why our previous algorithm fails

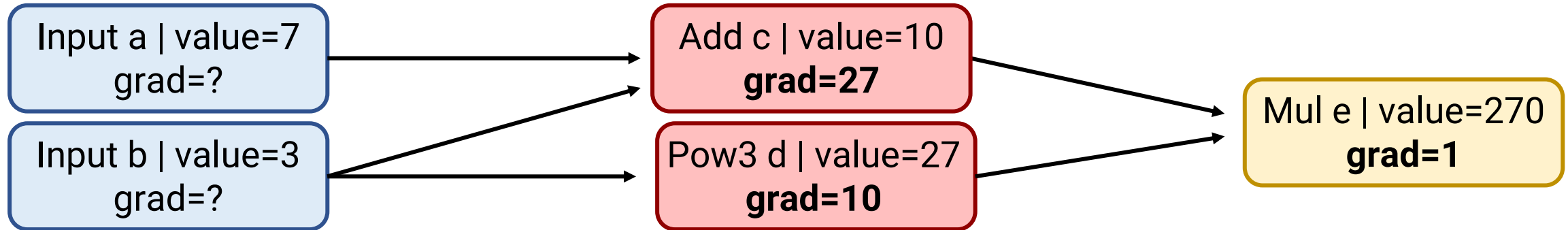
DAG Computation Graphs



New function: $(a + b) * b^3$ where $a=7, b=3$

- Goal: Compute gradient $[\partial e / \partial a, \partial e / \partial b]$
- Step 1: Base case: $\partial e / \partial e = 1$

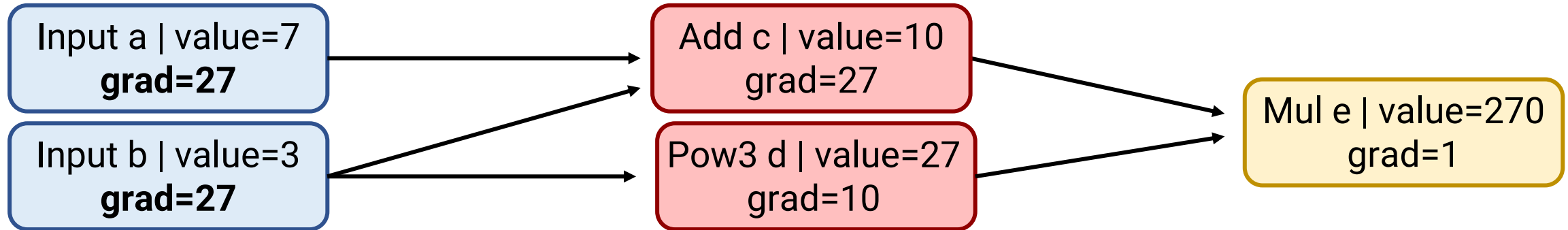
DAG Computation Graphs



New function: $(a + b) * b^3$ where $a=7, b=3$

- Goal: Compute gradient $[\partial f / \partial a, \partial f / \partial b]$
- Step 2: Distribute **Mul** (node e) gradient to children

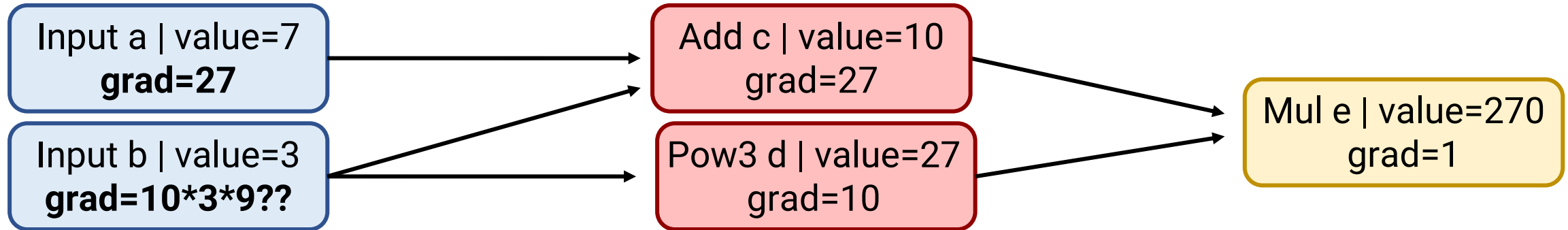
DAG Computation Graphs



New function: $(a + b) * b^3$ where $a=7, b=3$

- Goal: Compute gradient $[\partial e / \partial a, \partial e / \partial b]$
- Step 3: Distribute **Add** (node c) gradient to children

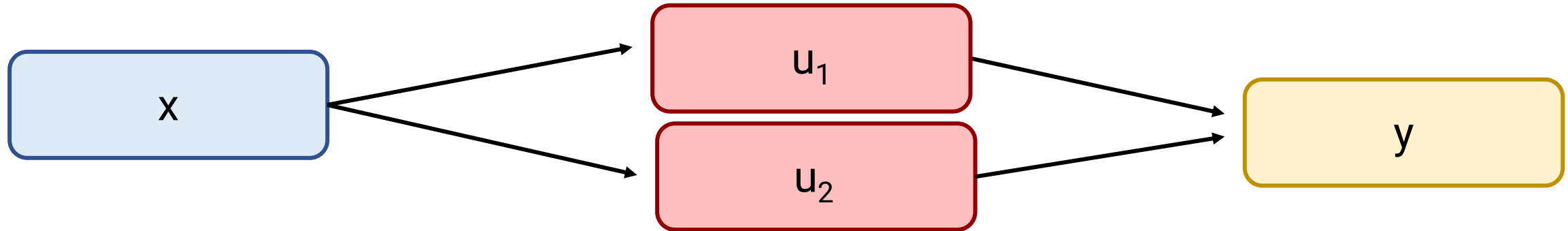
DAG Computation Graphs



New function: $(a + b) * b^3$ where $a=7, b=3$

- Goal: Compute gradient $[\partial e / \partial a, \partial e / \partial b]$
- Step 4: Distribute **Pow3** (node d) gradient to child
 - By Chain Rule: Child gets **parent's gradient** * p * $child^{p-1}$
- Problem: We have overwritten the gradient from b to Add (node c)!

Multivariate chain rule



- Minimal example

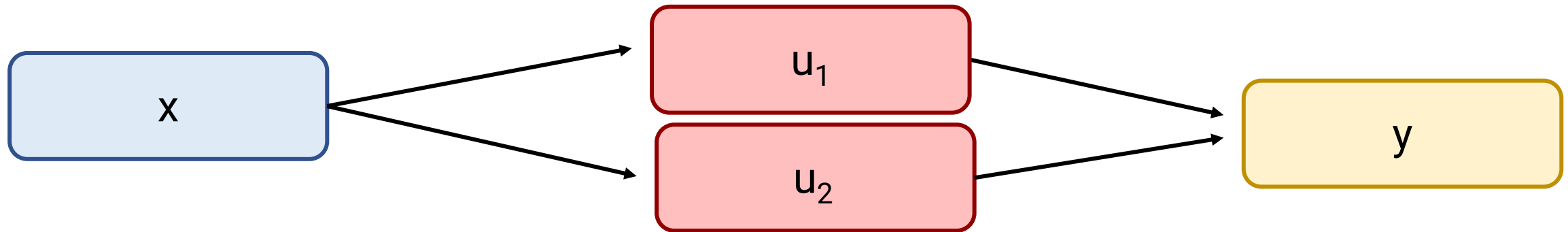
- u_1 and u_2 depend on variable x (i.e., x has two parents)
- y depends on both u_1 and u_2

*Dot product of
 $[\partial y/\partial u_1, \partial y/\partial u_2]$ &
 $[\partial u_1/\partial x, \partial u_2/\partial x]$*

- By Multivariate Chain Rule: $\partial y/\partial x = \partial y/\partial u_1 * \partial u_1/\partial x + \partial y/\partial u_2 * \partial u_2/\partial x$

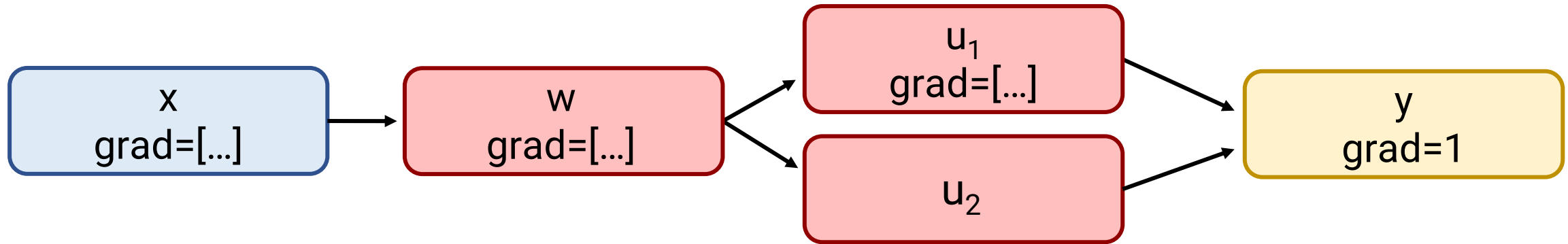
- Changing x by epsilon changes each parent a bit; Effects add for small epsilon
- Generalization of multiplying derivatives is matrix multiplication of Jacobians

Multivariate chain rule



- Minimal example
 - u_1 and u_2 depend on variable x (i.e., x has two parents)
 - y depends on both u_1 and u_2
- By Multivariate Chain Rule: $\partial y / \partial x = \partial y / \partial u_1 * \partial u_1 / \partial x + \partial y / \partial u_2 * \partial u_2 / \partial x$
- $\text{node.grad} = \text{sum over parents of } \text{parent.grad} * \partial(\text{parent}) / \partial(\text{child})$
- At each parent node, run $\text{child.grad} += \text{parent.grad} * \partial(\text{parent}) / \partial(\text{child})$

What order of traversal?

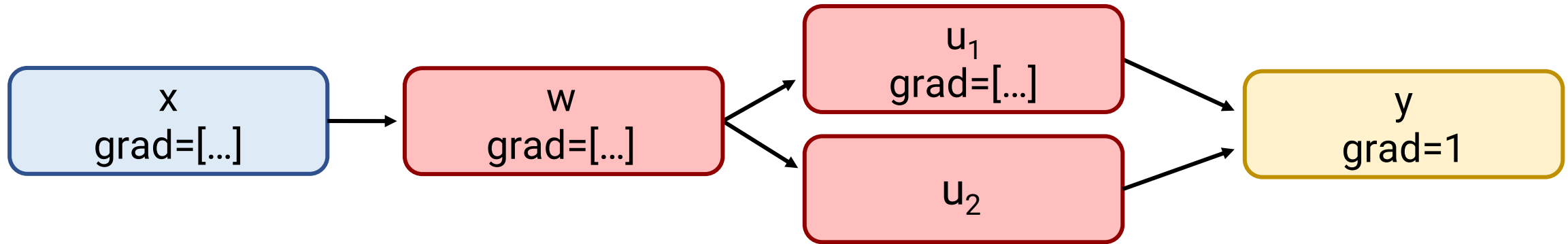


Current code:

- `y.backward()`
 - `u1.backward()`
 - `w.backward()`
 - `x.backward()`
 - `u2.backward()`
 - `w.backward()`
 - `x.backward()`

- Going recursively double-counts
 - First call to `w.backward()` makes final `x.grad` too large
- Solution: **Topological sort the nodes**
 - Iterate in reverse order, starting from output
 - Ensures that we process each node after all of its parents

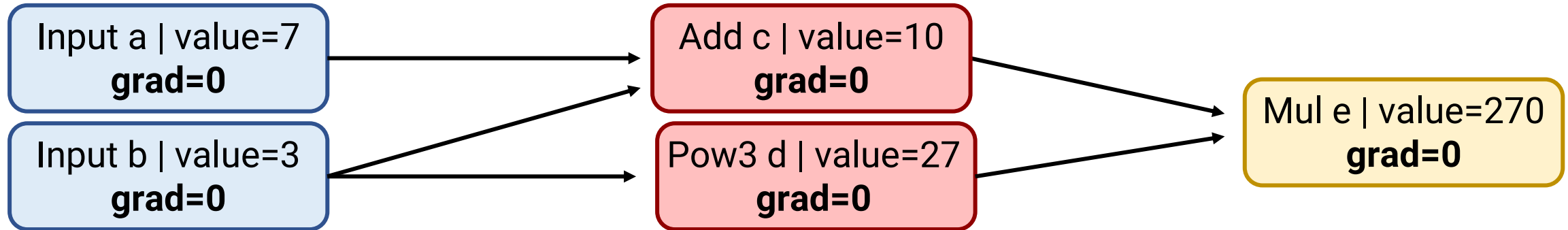
What order of traversal?



Better code:

- `topo_order = [x, w, u1, u2, y]`
- Iterate in reverse order:
 - `y.backward()`
 - `u2.backward()`
 - `u1.backward()`
 - `w.backward()`
 - `x.backward()`
- Going recursively double-counts
 - First call to `w.backward()` makes final `x.grad` too large
- Solution: **Topological sort the nodes**
 - Iterate in reverse order, starting from output
 - Ensures that we process each node after all of its parents

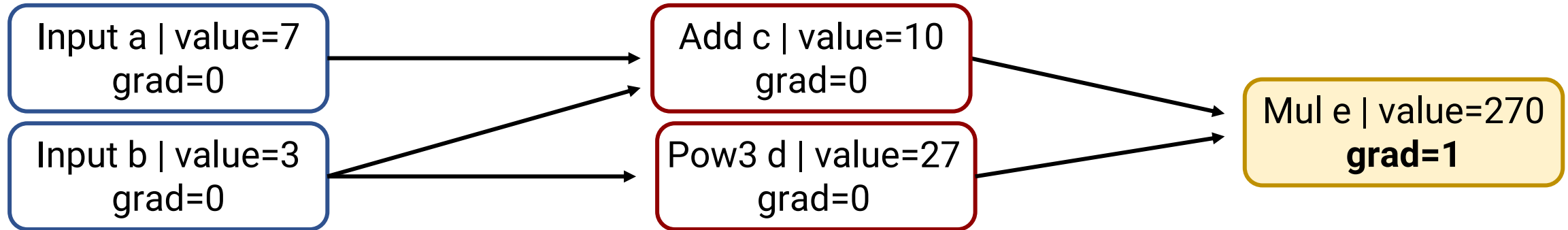
Backpropagation on DAGs



New function: $(a + b) * b^3$ where $a=7, b=3$

- Goal: Compute gradient $[\partial e / \partial a, \partial e / \partial b]$
- Topological sort: $[a, b, c, d, e]$
- Step 0: Initialize all gradients to 0

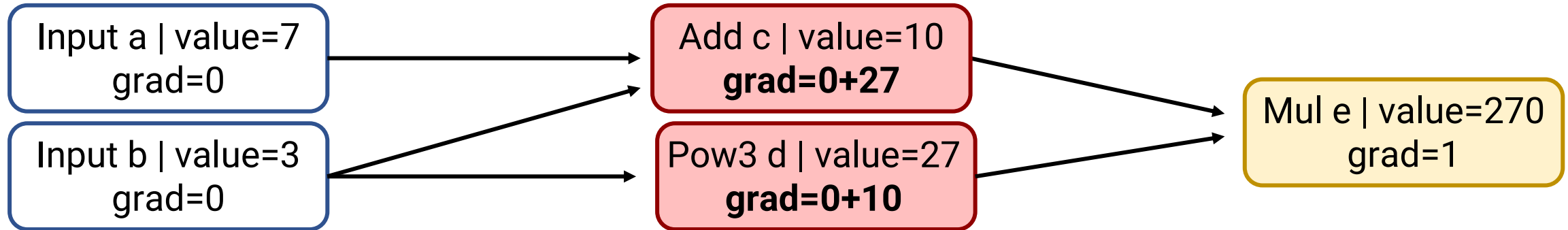
Backpropagation on DAGs



New function: $(a + b) * b^3$ where $a=7, b=3$

- Goal: Compute gradient $[\partial e / \partial a, \partial e / \partial b]$
- Topological sort: $[a, b, c, d, e]$
- Step 1: Base case: $\partial e / \partial e = 1$

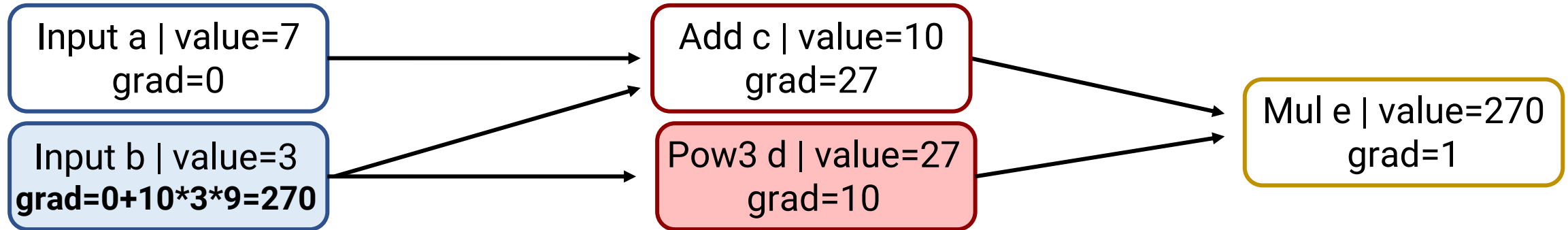
Backpropagation on DAGs



New function: $(a + b) * b^3$ where $a=7, b=3$

- Goal: Compute gradient $[\partial e / \partial a, \partial e / \partial b]$
- Topological sort, reversed: $[e, d, c, b, a]$
- Step 2: Propagate **Mul** node e to children

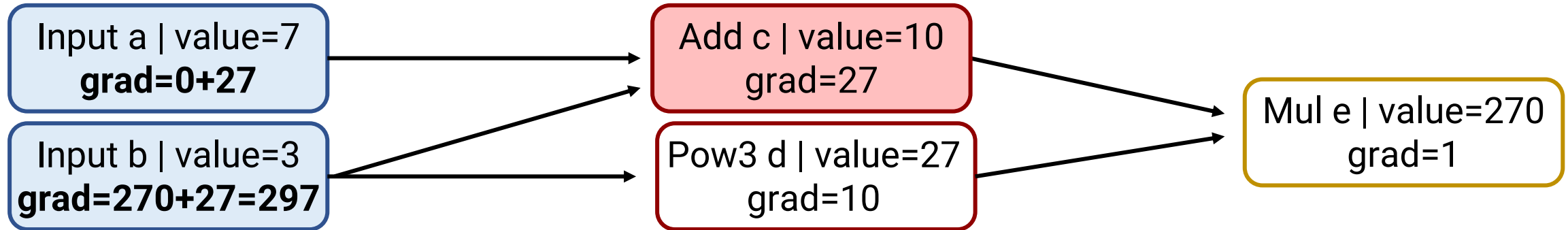
Backpropagation on DAGs



New function: $(a + b) * b^3$ where $a=7, b=3$

- Goal: Compute gradient $[\partial e / \partial a, \partial e / \partial b]$
- Topological sort, reversed: [e, d, c, b, a]
- Step 3: Propagate **Pow3** node d to child

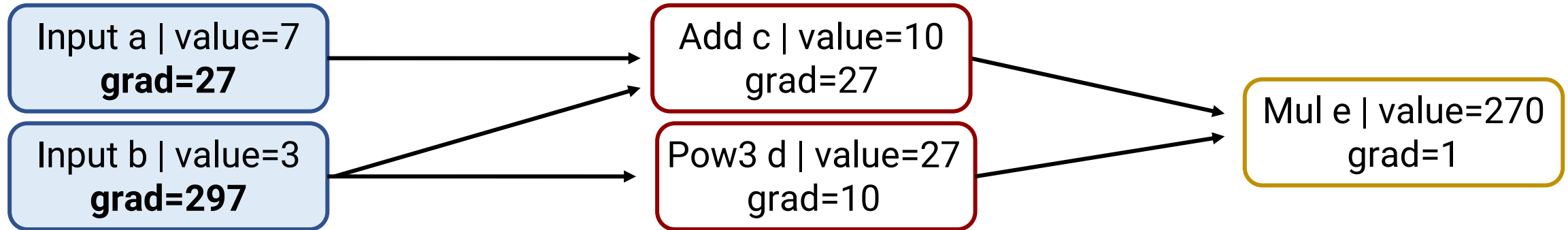
Backpropagation on DAGs



New function: $(a + b) * b^3$ where $a=7, b=3$

- Goal: Compute gradient $[\partial e / \partial a, \partial e / \partial b]$
- Topological sort, reversed: $[e, d, c, b, a]$
- Step 4: Propagate **Add** node c to children

Backpropagation on DAGs



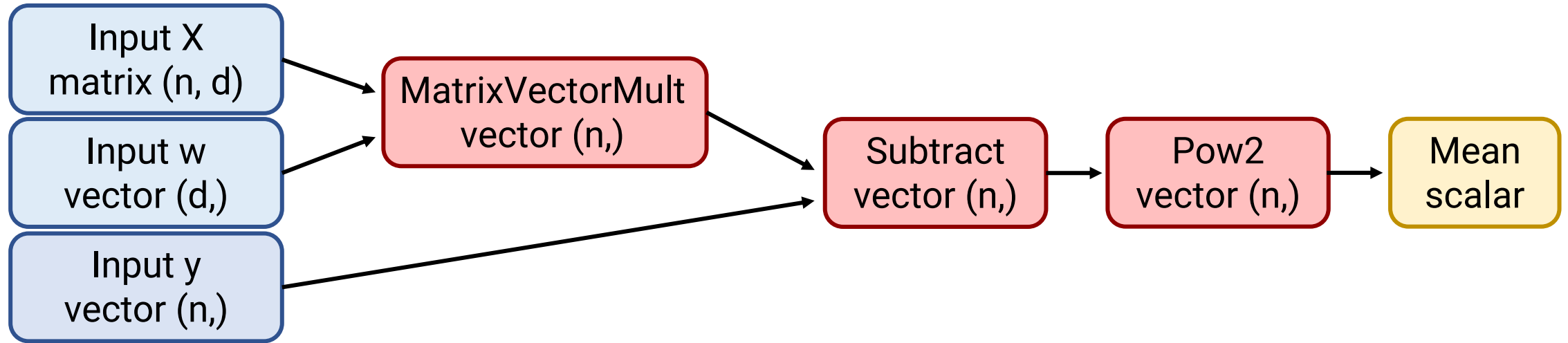
New function: $(a + b) * b^3$ where $a=7, b=3$

- Goal: Compute gradient $[\partial e / \partial a, \partial e / \partial b]$
- Topological sort, reversed: $[e, d, c, b, a]$
- Step 5, 6: $a.backward()$, $b.backward()$ do nothing

Let's implement!



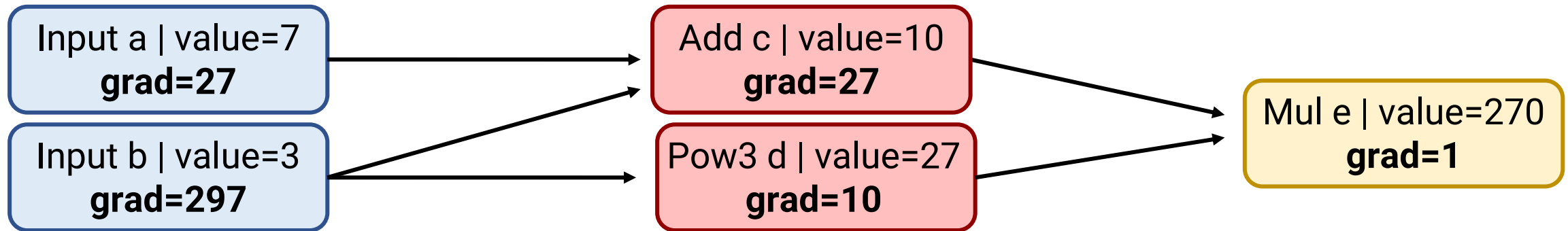
Backpropagation for vectors and matrices



Computation graph for $\text{mean}((Xw - y)^2)$, i.e. Linear Regression

- Basically the same, but each node can be a vector or matrix!
 - Each node.grad stores ∇_{node} output
 - Parents know how to update ∇_{child} output based on ∇_{parent} output

Conclusion



- Backpropagation computes gradient of output with respect to all nodes in computation graph
 - Forward pass: Compute values of all nodes
 - Backward pass: Iterate through nodes in reverse order, At each parent node, run $\text{child.grad} += \text{parent.grad} * \frac{\partial(\text{parent})}{\partial(\text{child})}$
- Big picture: Makes it easy to run gradient descent on arbitrary computation graphs
 - Easy to try new architectures for neural networks